



ECOSYNTHETIX INC

Jeff MacDonald | CEO

Rob Haire | CFO

2023 Q2 Earnings Results

August 3, 2023

FORWARD LOOKING STATEMENTS

Certain statements contained in this presentation constitute forward-looking statements. All statements other than statements of historical fact may be forward-looking statements. These statements relate to, but are not limited to, future events or future performance, our expectations regarding the Company's growth, results of operations, estimated future revenues, and requirements for additional capital, production costs, future demand for latex-based products, business prospects and opportunities, our ability to successfully commercialize our products, expectations as to the amount of reduction that the Company's products may have on a manufacturer's carbon footprint. Forward-looking statements are often, but not always, identified by use of words such as "may", "will", "should", "could", "seek", "anticipate", "contemplate", "continue", "expect", "intend", "plan", "potential", "budget", "target", "believe", "estimate" and similar expressions. The forward-looking statements in this document include, but are not limited to, statements regarding the Company's expected product pipeline, plans to expand the Company's business into new markets, the Company's ability to achieve organizational efficiencies, and other statements regarding the Company's plans and expectations in 2023. Such statements reflect our current views and beliefs with respect to future events, are subject to risks and uncertainties, and are based upon several estimates and assumptions that, while considered reasonable by us, are inherently subject to significant business, economic, competitive, political and social uncertainties and contingencies. Those assumptions and risks include, but are not limited to, the Company's ability to successfully allocate capital as needed and to develop new products, as well as the fact that our results of operations and business outlook are subject to significant risk, volatility, and uncertainty. Many factors could cause actual results, performance, or achievements to be materially different from any future results, performance, or achievements that may be expressed or implied by such forward-looking statements.

We have made material assumptions regarding, among other things: that our intellectual property rights are adequately protected; our ability to obtain the materials or services necessary for the production of our products; our ability to convert prospects from the industrial trial phase into full commercial customers; our ability to market products successfully to our customers; that we will continue to possess unique intellectual property rights; changes in demand for and prices of our products or the materials required to produce those products; labour and material costs remaining consistent with our current expectations; the price and availability of substitute or competitive products; and that we do not and will not infringe third party intellectual property rights. Some of our assumptions are based upon internal estimates and analysis of current market conditions and trends, management plans and strategies, economic conditions and other factors and are necessarily subject to risks and uncertainties inherent in projecting future conditions and results.

Some of the risks that could affect our future results and could cause those results to differ materially from those expressed in the forward-looking information include, among other things: the impact of the novel coronavirus (COVID-19 and its variants) pandemic on our business; an inability to protect, defend, enforce or use our intellectual property and/or infringement of third-party intellectual property; dependence on certain customers and changes in customer demand; the availability and price of natural feedstocks used in the production of our products; the inability to effectively expand our production facilities; variations in our financial results; increase in industry competition; the risk of volatility in global financial conditions, as well as significant decline in general economic

conditions; our ability to effectively commercially market and sell our products; our ability to protect our know-how and trade secrets; Company growth and the impact of significant operating and capital cost increases; changes in the current political and regulatory environment in which we operate; the inability to retain key personnel; changes to regulatory requirements, both regionally and internationally, governing development, production, exports, taxes, labour standards, waste disposal, and use, environmental protection, project safety and other matters; enforcement of intellectual property rights; a significant decrease in the market price of petroleum related feedstocks; a shortage of supplies, equipment and parts; the inability to secure additional government grants; a deterioration in our cash balances or liquidity; the inability to obtain equity or debt financing; the ability to acquire intellectual property; the risk of litigation; changes in government regulations and policies relating to our business; losses from hedging activities and changes in hedging strategy; insufficient insurance coverage; the impact of issuance of additional equity securities on the trading price of the common shares; the impact of ethical, legal and social concerns relating to genetically modified organisms and the food versus fuel debate; the risk of business interruptions; the impact of changes in interest rates; the impact of changes in foreign currency exchange; and credit risk, as well as the factors identified in the "Risk Factors" section of the Company's Annual Information Form dated February 28, 2023. Such factors are not intended to represent a complete list of the factors that could affect us. These factors should be considered carefully, and prospective investors should not place undue reliance on forward-looking information.

IFRS and Non-IFRS Measures

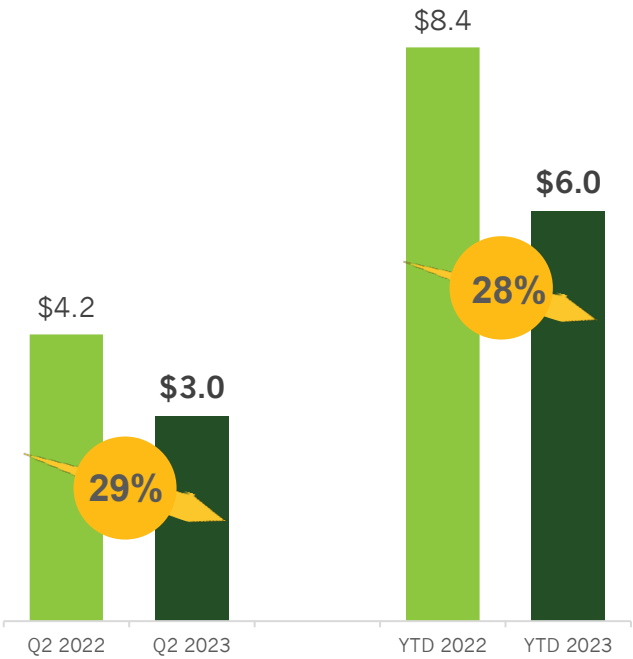
This presentation makes reference to certain non-IFRS measures. These non-IFRS measures are not recognized measures under IFRS, do not have a standardized meaning prescribed by IFRS and are therefore unlikely to be comparable to similar measures presented by other companies. Rather, these measures are provided as additional information to complement those IFRS measures by providing a further understanding of results of operations of the Company from management's perspective. Accordingly, they should not be considered in isolation or as a substitute for analysis of the financial information of the Company reported under IFRS. We use non-IFRS measures such as Adjusted EBITDA to provide investors with a supplemental measure of operating performance and thus highlight trends in our core business that may not otherwise be apparent when relying solely on IFRS financial measures. We also believe that securities analysts, investors, and other interested parties frequently use non-IFRS measures in the evaluation of issuers. Our management also uses non-IFRS measures in order to facilitate operating performance comparisons from period to period, prepare annual operating budgets and assess its ability to meet its capital expenditure and working capital requirements.

Adjusted EBITDA as presented herein is not a recognized measure under IFRS and should not be considered as an alternative to operating income or net income as measures of operating results or an alternative to cash flows as measures of liquidity. Adjusted EBITDA is defined as consolidated net income (loss) before interest, income taxes, depreciation, amortization, impairment loss on property, plant and equipment (PP&E), accretion, and other non-cash expenses deducted in determining consolidated net income (loss).

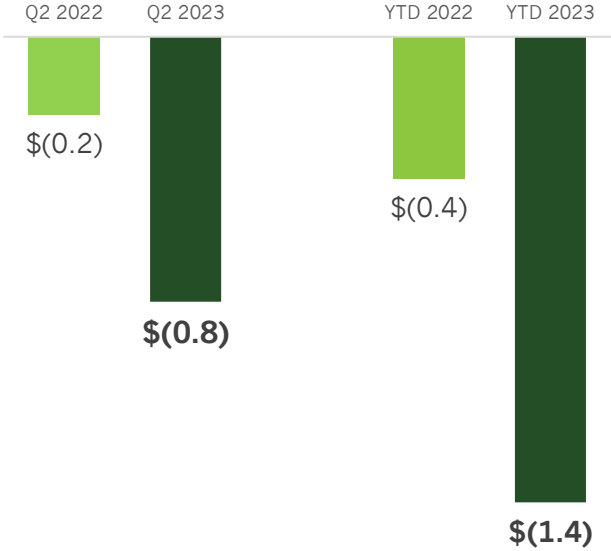
LOWER DEMAND DEPRESSING VOLUMES

(USD millions)

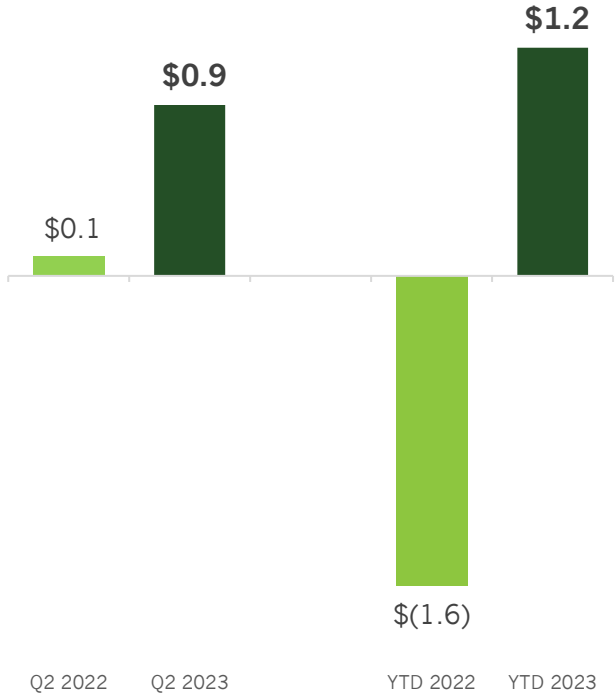
Net Sales



Adj EBITDA (loss)



Cash provided by (used in) operating activities



CASH FLOW IMPROVING WITH UNWINDING OF WORKING CAPITAL

EMERGING SIGNS FOR OPTIMISM

- 1) EXPANSION OF OPPORTUNITY PIPELINE IN:
 - I. WOOD COMPOSITES MARKET
 - II. TISSUE, PACKAGING AND PULP MARKETS

- 2) POSITIVE EARLY INDICATORS FOR STARCH:
 - I. AVAILABILITY
 - II. PRICING

**Momentum
building again
across multiple
end markets**



As a result of innovation and several years of trials, IKEA is now switching to bio-based alternatives to reduce fossil-based glue usage by 40% and the climate footprint from glue by 30%. In Kazlu Ruda, Lithuania, the first IKEA Industry factory is now using a glue system made of technical starch from corn¹ in large-scale production. This results from 10 years of efforts to find alternatives to fossil-based glues.

Switching from fossil-based to bio-based glue solutions will be a stepwise approach, and the goal is to have most board-producing factories in the IKEA supply chain using glues that have lower climate footprints by FY30.

Source: IKEA news release, March 1, 2023.

1) Technical starch is made from industrially grown plants that are separated from the food value chain.

WOOD COMPOSITES PROGRESS:

DuraBind™ the clear incumbent
in the biobased glue market



AI and biobased glues central
topics at LIGNA conference in May

Trial activity increasing with both
new prospects and past prospects
re-engaging

Thought leader engaging supply
chain partners a catalyst event
for new demand

TISSUE, PACKAGING & PULP PROGRESS:

Improving strength and delivering cost reductions through use of lower cost fibers



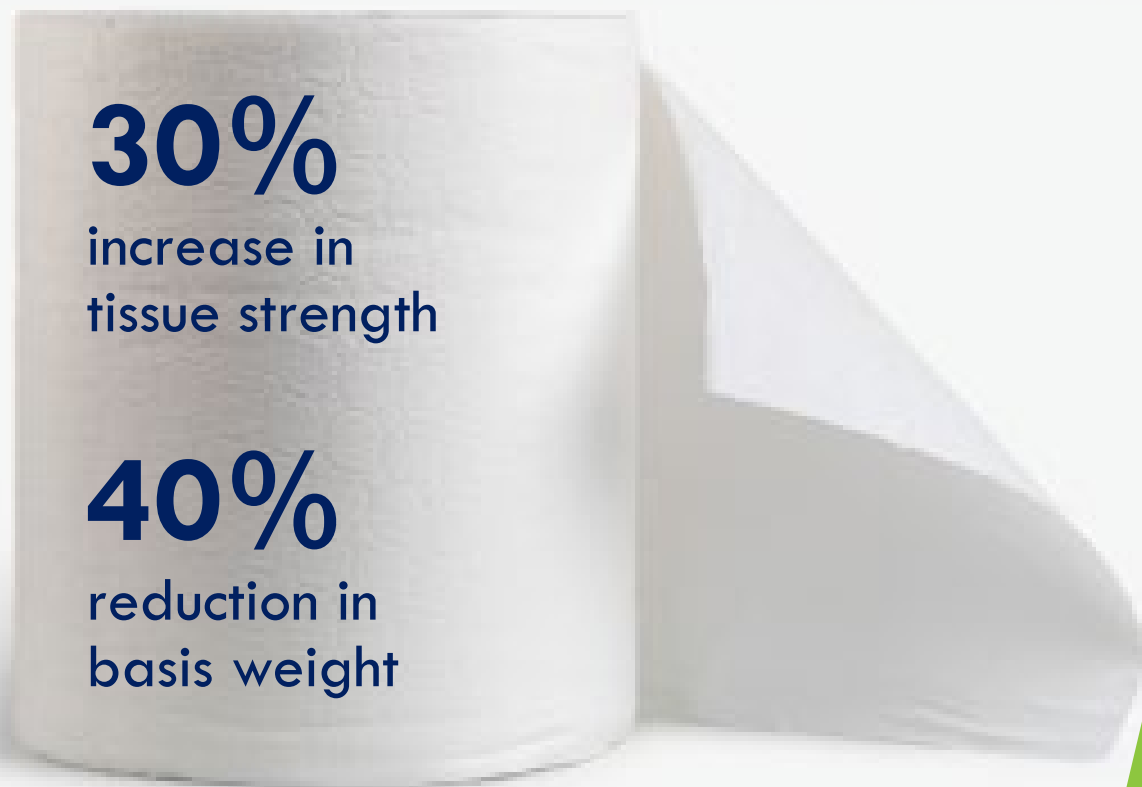
Pulp-based products markets endured significant macroeconomic challenges in H1 2023

Prospects prioritizing SurfLock™ trial programs despite these challenges

Trial activity advancing at multiple prospects

Broadening opportunity pipeline through new geographies and new applications

TISSUE CASE STUDY:



Toilet tissue made from 100% Virgin Fiber and SurfLock™ increased strength and reduced weight

Mill Objectives:

- Increase tensile strength
- No negative impact on softness and dusting

Additional Benefits:

- Reduced breaks » Increased speed
- Increased productivity
- No negative impact on softness
- Dusting reduced up to 50%
- No increase in COD/BOD

PROGRESS ON OUR
ALL-NATURAL POLYMERS
FOR PERSONAL CARE



Dow announced an exclusive partnership for our all-natural ingredients in personal care

Collaboration helps accelerate Dow's commitment toward a low-carbon, circular economy

Pandemic pushed out the personal care opportunity

Dow remains highly engaged and continues to invest resources in go-to-market, new product launches and product development

Targeting a meaningful share of the \$460M hair fixative market


GRAPHIC PAPER UPDATE

Macro demand dynamics continue to deteriorate:

- 36% decrease in demand in Q2 YoY
- 46% decrease in production Q2 YoY
- 62% operating rates in Q2 '23 vs. 97% in Sep '22

SB Latex pricing dynamics and high raw material inventory eroding cost savings EcoSphere[®] traditionally offers

U.S. CORN PRICING SHOWING EARLY SIGNS FOR OPTIMISM



\$6.43
corn/bushel
Jun 2023
vs.
\$4.97
Aug 1, 2023

Q2 FINANCIAL SUMMARY

<i>USD millions (except gross margin)</i>	Q2 2023	Q2 2022	YTD 2023	YTD 2022
Net Sales	\$3.0	\$4.2	\$6.0	\$8.4
Gross Profit	\$0.5	\$1.1	\$1.2	\$2.2
Gross Margin	18.6%	26.8%	19.4%	26.1%
Gross Margin adjusted for manufacturing depreciation	25.2%	30.8%	29.0%	29.8%
Adjusted EBITDA ¹ (loss)	\$(0.8)	\$(0.2)	\$(1.4)	\$(0.4)

US\$35.7 MILLION IN CASH AND SHORT-TERM INVESTMENTS (06/30/23)

1) Adjusted EBITDA is defined as consolidated net income (loss) before interest, income taxes, depreciation, amortization and other non-cash charges deducted in determining consolidated net income (loss).

BUILDING TO A \$100M+ IN SALES

\$100M
SALES




ACHIEVABLE WITH EXISTING PARTNERS



LEADING GLOBAL
MANUFACTURER/
RETAILER

LEADING
GLOBAL TISSUE /
PAPERBOARD
MANUFACTURERS



QUESTIONS & ANSWERS